



QUICK DIGISCOPING SMARTPHONE ADAPTER

Quick Set-up Guide



1. Couple the smartphone with the phone adapter. Align the hole and the camera.



2. Attach the adapter and phone on your device. Tighten every screw on the adapter.

Loose

Lock




Tip 1: For Microscope / Telescope

Tip 2: For Spotting scope / Binocular/Monocular



Mount the adapter on the eyepiece first. Then insert them to the telescope focuser / microscope tube.



Sometimes you can adjust the eyerelief (distance between the eyepiece and camera) to get a better image.

Tip 3: Zoom the camera

Common problems

Image not in the centre?

Check if the hole and the camera aligned.



Small image and blurry edge?

Check if the optical device is in focus. Sometimes you can adjust the eyerelief (distance between the eyepiece and camera) to get a better image.

